

# THE WEST AMERICAN MOLLUSKS OF THE GENUS AMPHITHALAMUS.

By PAUL BARTSCH,

Assistant Curator, Division of Mollusks, U. S. National Museum.

The genus *Amphithalamus* was established by Dr. P. P. Carpenter in 1865<sup>1</sup> for *Amphithalamus inclusus* Carpenter. Watson's name *Scrobs*<sup>2</sup> is a synonym of it. In 1866 Carpenter described another species, *Amphithalamus lacunatus* Carpenter.<sup>3</sup>

To these I now add a third, *Amphithalamus tenuis*, also from California.

Of these three, *A. inclusus* Carpenter has a peripheral cord; *A. tenuis* Bartsch, a faint raised line only; *A. inclusus* Carpenter is broadly conic; *A. tenuis* Bartsch, elongate ovate. In *A. lacunatus* Carpenter there is no peripheral cord.

## AMPHITHALAMUS LACUNATUS Carpenter.

*Amphithalamus lacunatus* CARPENTER, Proc. California Acad. Nat. Sci., vol. 3, 1866, p. 218.

Shell minute, broadly conic, milk-white. Nuclear whorls one and one-half, well rounded, marked by about 15 slender, equal and equally spaced, spiral threads and numerous, very fine, axial threads, lending the surface a very minutely pitted appearance. Post-nuclear whorls feebly shouldered at the summit, slightly rounded, marked by incremental lines only. Suture well impressed. Periphery of the last whorl inflated, rounded. Base moderately long, slightly rounded, with a narrow umbilical chink. Aperture incomplete (outer lip fractured); inner lip curved, appressed; parietal wall covered with a thick callus.

Doctor Carpenter's type (Cat. No. 15564, U.S.N.M.) has two post-nuclear whorls and measures: Length 1.5mm., diameter 1.1 mm. It comes from shell washings at San Pedro, California.

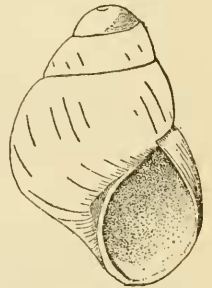


FIG. 1.—AMPHITHALAMUS LACUNATUS CARPENTER.

<sup>1</sup> Ann. Mag. Nat. Hist., ser. 3., vol. 15, p. 181.

<sup>2</sup> Challenger Report, 1886, p. 611.

<sup>3</sup> Proc. California Acad. Nat. Sci., vol. 3, 1866, p. 218.

## AMPHITHALAMUS INCLUSUS Carpenter.

*Amphithalamus inclusus* CARPENTER, Ann. Mag. Nat. Hist., ser. 3, vol. 15, 1865, p. 181.

Shell elongate-ovate, purplish brown with the nuclear whorls yellowish white. Nuclear whorls about one and one-half, well-rounded, marked by about 15 slender, equal and equally spaced, spiral threads and numerous, very fine, axial threads, lending the surface a very minutely-pitted appearance. Post-nuclear whorls subtabulatedly shouldered at the summit, well rounded on the middle, marked by fine lines of growth only. Suture well impressed. Periphery of the last whorl marked by a rather broad, low, rounded, spiral thread, which is separated from the space posterior to it by a narrow, shallow, spiral sulcus. Anteriorly, this cord passes, without demarcation, into the general surface of the moderately long and gently rounded base. Base broadly umbilicated, having a rather broad, low, spiral cord a little posterior to the insertion of the columella. Aperture oval, very oblique, reenforced within by an inner peristome which, in the anterior portion of the outer lip, fuses with it, while the columellar portion and the parietal portion stand at a considerable distance from the columella and the parietal wall, being connected with these by a concave bridge of shelly matter; columella moderately long and stout.

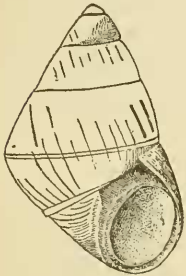


FIG. 2.—AMPHITHALAMUS INCLUSUS CARPENTER.

Doctor Carpenter's cotypes, three specimens (Cat. No. 15573, U.S.N.M.), come from San Diego, California. The largest of these has two and one-half post-nuclear whorls, and measures: Length 1.4 mm., diameter 0.9 mm. Cat. No. 105464, U.S.N.M., contains two specimens, also from San Diego, and Cat. No. 213540, U.S.N.M., contains one, from Catalina Island, California.

## AMPHITHALAMUS TENUIS, new species.

Shell elongate-ovate, dark greenish horn-color, with the columella and the aperture yellowish white, excepting the dark edge of the peristome. Nuclear whorls one and one-half, well rounded, marked by about 15 slender, equal and equally spaced, spiral threads and numerous, very fine, axial threads, lending the surface a very minutely-pitted appearance. Post-nuclear whorls very narrowly subtabulatedly shouldered at the summit, well rounded, smooth excepting fine, incremental lines. Suture moderately impressed. Periphery of the last whorl well rounded. Base long, well rounded, bearing a low, broad, spiral cord on its middle, which bounds the posterior termination of the white area. Aperture oval, very oblique; peris-

tome double, the inner fusing with the anterior portion of the outer lip, while posteriorly it is distinct and at a considerable distance from the columella and the parietal wall; the space between the columella, parietal wall and the inner peristome is bridged over by a concave band of shelly matter.

The type (Cat. No. 213541, U.S.N.M.) has two and a half post-nuclear whorls and measures: Length 1.1 mm., diameter 0.7 mm. It and another specimen, entered under the same catalogue number, were taken from sea moss at La Jolla, California, by Mr. F. W. Kelsey, in whose collection there are nine additional specimens from the same locality. Another specimen (Cat. No. 32374, U.S.N.M.) comes from Monterey, California, while seventeen more (Cat. No. 186026, U.S.N.M.) were taken from mossy rocks at low tide at San Diego, California.

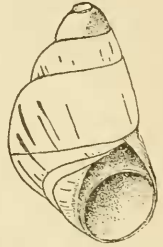


FIG. 3.—AMPHITHALAMUS TENUIS  
BARTSCH.